

Colonial Pipeline Company

Prevent. Detect. Respond.

A Guide to Pipeline Emergency Response
for Refined Liquid Petroleum Products



When it comes to pipeline safety,
you are our best line of defense.



You are receiving this brochure because you serve as a first responder in an area through which the Colonial pipeline system passes. Although Colonial works around the clock to ensure the safety of our network, pipeline incidents can occur. We've created this guide to help you prevent, detect and respond to pipeline incidents so that you can keep yourself, your team and the community you serve safe.

PREVENT Pipeline Incidents

Log on to the National Pipeline Mapping System: your first step to pipeline safety.

To identify the pipelines in your jurisdiction, visit the National Pipeline Mapping System (NPMS) at <https://www.npms.phmsa.dot.gov>. Here you can view pipeline maps and obtain contact information for the pipeline operators in your community.

Look for Colonial's yellow, black and red markers.

These markers are required by law and are posted along the pipeline right of way and at all locations where pipelines pass beneath roads, rivers, streams, railroad tracks, etc. As shown on this page, markers identify Colonial Pipeline as the operator, list the product being transported, and display Colonial's emergency phone number. Although they show the approximate location of the pipeline, markers do not reveal the exact location or depth of the pipeline. It is a federal offense to move, remove, or otherwise deface any pipeline marker.

Stay alert for suspicious activity & unauthorized digging.

State laws require individuals who plan to dig or disturb the earth to call 811—the nationwide safe-digging number—to have their underground utilities, including pipelines, marked before any digging project begins. If you witness unauthorized excavation or suspicious activity near pipeline areas, have them stop all activity immediately (or have the proper authorities do so). Then call our 24-hour emergency number at **1-800-926-2728** to have a Colonial inspector dispatched to investigate.



DETECT Petroleum Hazards & Leaks

Know the warning signs of a petroleum leak.

Colonial communicates the following early warning signs to the public in annual public awareness mailings. Individuals who spot any of these signs of a leak are instructed to call 911 immediately, then call Colonial’s emergency number at **1-800-926-2728**.

- A dark or oily patch on the ground
- A rainbow film or sheen on water near a river, stream or lake
- An area of dead vegetation
- An exposed pipeline in a creek, river or stream
- A vapor cloud near the ground—the result of gasoline being released under pressure
- An unusual hissing or roaring noise coming from the pipeline or near a marker
- A strong odor or scent of gasoline or oil


Remember the hazards when approaching a potential leak site.

Refined liquid petroleum products can be:

- Flammable and explosive
- Irritating to eyes and skin
- Irritating to nose & throat; May cause dizziness; Prolonged exposure may be harmful
- Carcinogenic
- Hazardous to wildlife and plant life

Facts About Refined Liquids		
	GASOLINE	DISTILLATES
Physical State	Flammable Liquid	Combustible Liquid
Flammable Limits	Lower 1.4%; Upper 7.8%	Lower N. AV; Upper N. AV.
Flash Point	Less than - 45 Deg. F (TCC)	110 Deg. F. (TCC)
Vapor Density (Air = 1)	3.0 - 4.0 (heavier than air)	3.0 - 8.0 (heavier than air)
Toxic	Yes	Yes

Colonial does NOT transport crude oil or natural gas.



RESPOND to Pipeline Emergencies

If you are the first to respond to a suspected pipeline leak, here's what to do:

- **Size-up the situation** to identify potential risks and hazards. Only enter a hazardous area if you are trained and equipped with the proper PPE.
- **Isolate** the area by restricting entry to emergency personnel and designated pipeline employees only.
- **Call Colonial at 1-800-926-2728** to alert pipeline personnel and obtain information about the product in the pipe. Use the DOT Emergency Response Guidebook to help identify product properties.
- **Establish restricted/evacuation zones** based on the type of incident, gas detection instrument readings, etc. Do not approach a suspected leak with a vehicle or other equipment (including radios) until air quality has been tested and restricted/evacuation zones have been established. Use the highest level of PPE protection until you know the area is safe.
- **Avoid creating an ignition source.** Evaluate potential ignition sources in the area. Do not use a telephone or cell phone, light flares, attempt to light a cigarette, turn an electrical appliance on or off, or otherwise provide an ignition source. Park all emergency vehicles safely beyond the restricted zone.
- **Evacuate personnel** Evacuate individuals in the affected area to higher elevations or shelter in place, as necessary. Liquid petroleum product vapors will collect in low-lying areas.
- **Do not attempt to extinguish a refined liquids fire with water.** If necessary, cool nearby pipeline components or structures that may be threatened by the fire. Foam or other extinguishing agents may be considered after consulting with pipeline personnel.
- **Do not attempt to operate pipeline valves or equipment.** Pipelines operate under high pressure. Operation of equipment by non-pipeline personnel can result in injuries or may further damage the pipeline, resulting in an escalation of the emergency.



Colonial will assist your response team every step of the way.

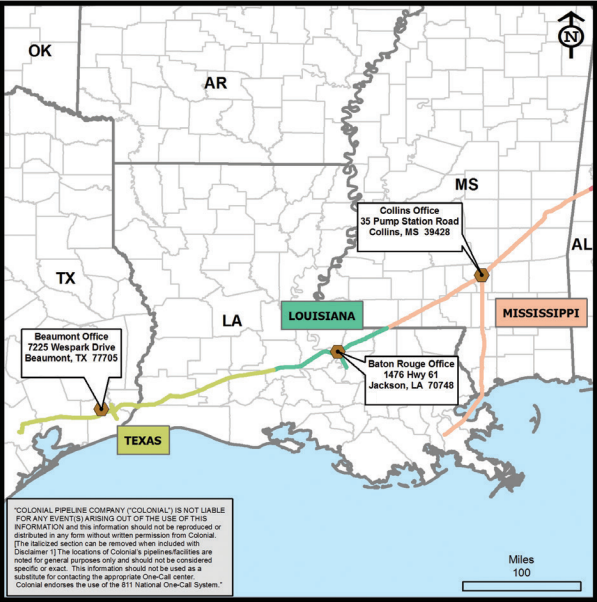
- At the first notification of a potential emergency, Colonial will immediately shut down the pipeline.
- Upon notification, our highly trained, local Emergency Response Team will be deployed to the site to assess the spill and coordinate with local emergency responders.
- Depending on the extent of the event, a Corporate Response Team may be assembled to supplement the local team and develop an action plan for managing the situation.
- Colonial may also call on Oil Spill Response Organizations (OSROs), contractors who are specially trained to respond to pipeline spills.
- After the initial emergency, Colonial teams will take action to excavate and repair the pipeline, clean-up and restore the area.
- Colonial assigns an incident commander to lead our efforts. Incident command is a partnership among Colonial, state and local authorities, with Colonial personnel serving as experts in pipeline operation and product recovery.



National Incident Management System (NIMS): A Smarter Emergency Response Tool

Colonial uses NIMS to provide a collaborative approach to responding to, mitigating and recovering from a pipeline emergency. NIMS provides a common operating structure that allows all groups in both the public and private sectors to make cooperative, consistent and timely decisions.

Gulf Coast District



Texas/West Louisiana

409-291-5645
7225 Wespark Drive
Beaumont, TX 77705

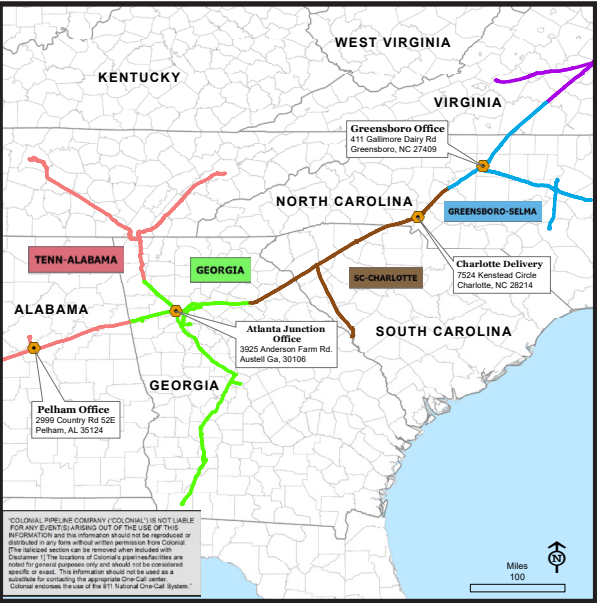
Mississippi

601-765-9168
35 Pump Station Rd.
Collins, MS 39428

East Louisiana

225-570-3047
1476 Highway 61
Jackson, LA 70748

Southeast District



Tennessee/Alabama

205-532-1956
2999 County Rd 52 E
Pelham, AL 35124

Georgia

770-876-0247
3925 Anderson Farm Rd.
Austell, GA 30106

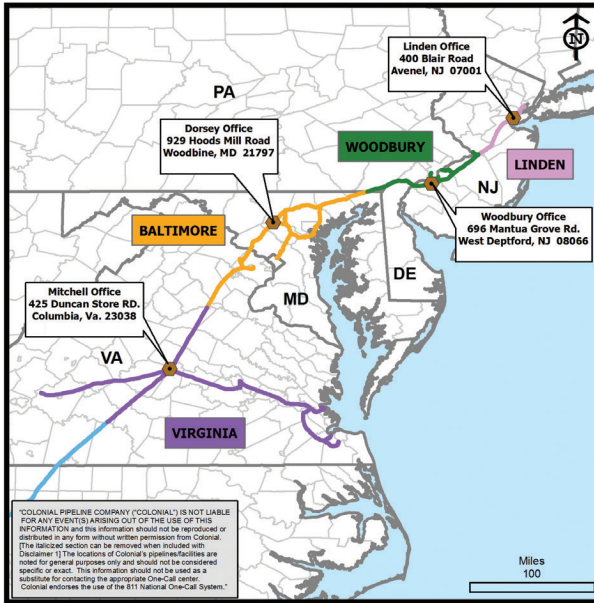
GA/SC/Charlotte, NC

336-931-6047
7524 Kenstead Circle
Charlotte, NC 28214

Greensboro/Selma, NC

336-931-6027
411 Gallimore Dairy Rd.
Greensboro, NC 27409

Northeast District



Maryland/Virginia

240-405-7023
929 Hoods Mill Rd.
Woodbine, MD 21797

Virginia

757-545-7004
425 Duncan Store Rd.
Columbia, VA 23038

Pennsylvania/ Delaware/NJ

856-202-4050
696 Mantua Grove Rd.
West Deptford, NJ 08006

New Jersey

732-713-9078
400 Blair Rd.
Avenel, NJ 07001

About Colonial Pipeline Company

Pipelines move nearly two-thirds of this country's annual supply of refined fuels. These nearly invisible transportation systems operate continuously and are the most efficient and cost effective method for moving the vast quantities of fuels required to meet this nation's energy needs.

Colonial Pipeline operates a 5,500-mile network of underground pipe stretching from Texas to the New York harbor. Each day, these pipelines, ranging in size from 6-40 inches, transport over 100 million gallons of refined petroleum products, including gasoline, kerosene, home heating oil, diesel fuel and jet fuel.

How Colonial Keeps Your Community Safe

Colonial Pipeline dedicates a significant portion of its annual budget to maintain the integrity of our pipelines. Our safety measures include:

- Sophisticated electronic inspection tools and corrosion prevention systems
- 24/7 monitoring from our centralized control center
- Foot patrols and aerial inspection of the pipelines
- Immediate pipeline shutdowns if a problem is identified
- Routine maintenance of pipeline "right of ways" (the strips of land over and around pipelines) to keep them clear of potentially damaging tree roots, plants and other encroachments
- Integrity Management Plans (IMPs) for high consequence areas such as highly populated, environmentally sensitive, or drinking water areas, as well as commercially navigable waterways. For an overview of Colonial's IMP, please call 678-762-2250.

In The Event of An Emergency

Call 1-800-926-2728

The Colonial 24/7 Emergency Number

Provide the following information:

- Nature of emergency (spill, fire, damage to pipeline, vapor cloud, etc.)
- Location details (state, county, town, street or road address, GPS coordinates)
- Time the emergency was reported locally
- Your name, title and call-back number
- The nature of any injuries
- Emergency officials on the scene (medical, police, fire)
- Any special actions taken such as evacuation, sheltering in place, etc.
- Any refined liquids released and whether they will likely endanger water sources
- Special considerations at the scene such as highways, nearby homes or businesses, schools, railroads, etc.



www.colpipe.com



Know what's below.
Call before you dig.

Follow us on our social media channels



If you would like specific information about emergency response plans,
please contact the Colonial Office in your area.